


Zak Morgan's Study Guide

“Zak Morgan’s songs provide a fun way to teach students the elements of music, and they are easy to incorporate into your daily lesson plan.

My students’ familiarity with Zak Morgan’s songs made his concert much more meaningful.

It was like meeting a pen pal
for the first time.”

—Wayne Luessen, *Music Educator*
Yealey Elementary
Florence, Kentucky



Lesson Plan #1:

Tiodnaci

Objective:

Students can identify and perform simple rhythmic and melodic patterns on classroom instruments.

1. Students listen to *Tiodnaci*.
2. Students learn to sing the refrain.
3. Students perform MALLETS 1 on barred instruments as accompaniment while singing refrain.
4. Students perform MALLETS 2 on barred instruments as accompaniment while singing refrain.
5. Students perform PERCUSSION on unpitched instruments such as sandblocks or maracas while chanting, "I can do it!"
6. Students from each group perform as an ensemble while singing refrain.
7. For added fun, encourage students to compose their own creative movement to refrain for a complete performance!

Verse

C G
Tio - dnaci

G C
Tio - dnaci

Am G/B
When we're afraid we can't

C F
That is when we chant

F G C
Tio - dnaci

(Lesson 1 continues...)

Lesson 1 Continues

Tiodnaci

Recorder



Mallets 1



Mallets 2



Percussion



I can do it! I can do it! I can do it! I can do it! I can do it! I can do it!

Rec.



Mal. 1



Mal. 2




Perc.




I can do it! I can do it! I can do it! I can do it! I can do it! I can do it!

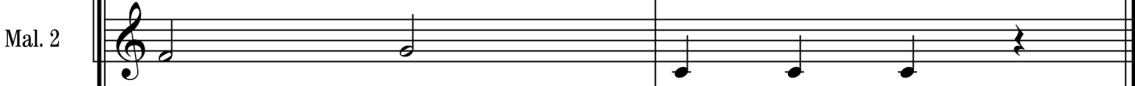
Rec.




Mal. 1



Mal. 2



Perc.



I can do it! I can do it! I can do it! I can do it!

Lesson Plan #2:

When Bullfrogs Croak

Objective:

Students can identify and perform simple rhythmic, melodic, or chordal patterns on classroom instruments.

1. Students listen to *When Bullfrogs Croak* (track 1, *When Bullfrogs Croak*)
2. Students learn to sing the refrain.
3. Students play Ostinato #1 on Orff instruments (barred instruments such as xylophones and metallophones) as accompaniment while singing refrain.
** Students can hear this pattern in the bass line of the song.*
4. Students play ostinato #2 as introduction/coda.
** Students can hear this pattern played by an electric guitar in between each verse.*

Ostinato #1, accompaniment for refrain



Ostinato #2, introduction/coda



Lesson Plan #3:

Hungry Things

Objective:

Students can identify and perform simple rhythmic, melodic, or chordal patterns on classroom instruments.

1. Students listen to *Hungry Things* (track 2, *Bloom*)
2. Students learn to sing the refrain.
3. Students play Ostinato #1 on Orff instruments as accompaniment while singing refrain.
* *Students can hear this pattern in the bass line of the song.*
4. Students play Ostinato #2 as introduction/coda.
* *Students can hear this pattern played by an electric guitar in between each verse.*
5. For a special challenge, have students add a harmony to Ostinato #2 (see Ostinato #2A).

Ostinato #1, accompaniment

Ostinato #2, introduction /coda

Ostinato #2a, introduction /coda

Lesson Plan #4:


The Unicorn

Objective:

Students can identify and perform simple rhythmic, melodic, or chordal patterns on classroom instruments.

1. Listen to *The Unicorn* (track 4, *When Bullfrogs Croak*).
2. Students learn to sing the refrain.
3. Students play Ostinato #1 on Orff instruments as accompaniment while singing refrain.
** Students can hear this pattern in the bass line of the song.*
4. Students play Ostinato #2 as accompaniment during introduction/coda.
** Students can hear this pattern played by an electric guitar in between each verse.*

Ostinato #1, accompaniment



Ostinato #2, introduction / coda



Lesson Plan #6

The Butterfly

Objective

Students can perform chordal patterns on classroom instruments.

1. Students listen to *The Butterfly* (track 1, *Bloom*)
2. Students learn to sing the refrain.
3. Students strum autoharp accompaniment while singing refrain.
(See chord chart above lyrics).

Refrain

C F G7
It's an **a**mazing **w**orld we're **l**ivin' in

Dm F G
But it's **h**ard to see it through the **t**ears you're **c**ryin'

C F G7
When **p**ain comes **b**y, stop **g**ivin' in.

Dm F G7 C
Underneath the pain I hear an **a**ngel **c**ryin'.

Refrain: C | F | G7 | G7

Dm | Dm | F | G

C | F | G7 | G7

Dm | Dm | F | G7 | C

